





# Art De Vivre

2014/2016

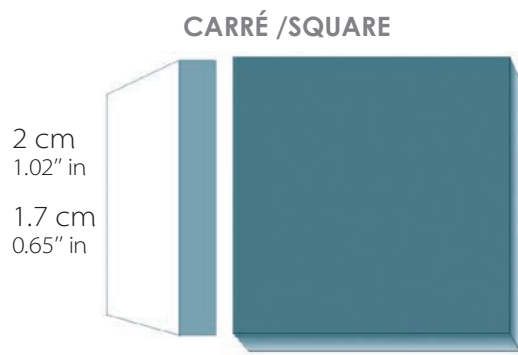
HANDMADE CEMENT TILES COLLECTION







# FORMATS ET CARACTÉRISTIQUES



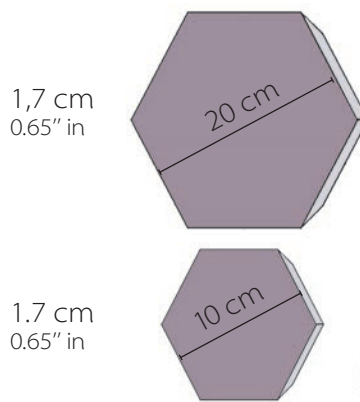
30 x 30 cm 11.8" x 11.8" in	14 x 14 cm 15" x 15" in
25 x 25 cm 9.83" x 9.83" in	10 x 10 cm 3.93" x 3.93" in
20 x 20 cm 7.86" x 7.86" in	7 x 7 cm 2.75" x 2.75" in
15 x 15 cm 5.91" x 5.91" in	5 x 5 cm 2" x 2" in

## PLINTHE / SKIRTING



10 x 20 cm  
3.93" x 7.86" in

## HEXAGONAL

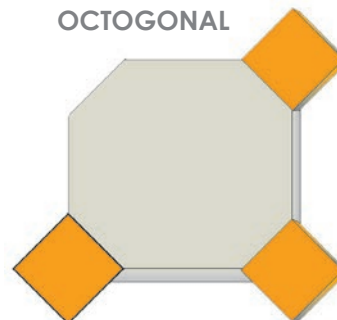


25 x 25 cm  
9.83" x 9.83" in  
épaisseur 2cm - 1.02" in

20 x 20 cm  
7.86" x 7.86" in

10 x 10 cm  
3.93" x 3.93" in

## OCTOGONAL



25 x 25 cm  
9.83" x 9.83" in  
épaisseur 2cm - 1.02" in

20 x 20 cm  
7.86" x 7.86" in  
épaisseur 1,7cm - 0.65" in

7 x 7 cm  
2.75" x 2.75" in

- L'épaisseur des carreaux est de 1.7 cm (plus ou moins 0,1) sauf 30 x 30 et 25 x 25
- Les carrés 20 x 20 se font en unis, frise et motifs
- Les carrés 30 x 30, 25x25, 15x15, 14x14, etc...sont fabriqués sur commande et en unis
- Octogones, hexagones, tomettes et cabochons sont fabriqués sur commande dans la couleur de votre choix
- Possibilités de formats sur commande
- Les assortiments de couleurs personnalisées à partir de notre palette sont possibles pour les frises et motifs.
- Les plinthes se font en uni dans toutes les couleurs du nuancier
- De légères variations de nuances sont possibles d'un carreau à l'autre qui, en aucun cas constituent un défaut
- « Le faïencage en surface est possible et ne modifie nullement sa solidité... »

- Thickness of cement tiles is 1.7 cm (more or less 0,1) except for the 30 x 30 and 25 x 25
- Squares 20 x 20 are made in plain tiles, borders, patterns
- Square 30 x 30 are made to order, only plain tiles
- Octagonal, hexagonal, tomettes and cabochons are made to order in all plain colors
- Other models are made to special order- Please consult us for custom color and patterns possible
- Skirting tiles are available in all plain colors
- Slight variations of colors are possible from one tile to another, which do not constitute a defect in any case
- « The eathen-wear on the surface is possible, it doesn't affect the solidity ...»

## CARACTÉRISTIQUES TECHNIQUES - Poids approximatifs : 33kg/m<sup>2</sup>

Le carreau de ciment est fabriqué à la main, de façon artisanale. Il comporte 2 couches, une couche d'usure, dite couche de finition, composée de poudre de marbre et de sable siliceux avec du ciment blanc additionné de pigments colorés. Puis une couche appelée semelle, mélange de sables et ciment gris. l'ensemble est obtenu par compression, après coulage dans un moule. Aucune cuisson, le durcissement du carreau est dû à la prise chimique du ciment en séchant à l'air naturel.


## TECHNICAL CHARACTERISTICS - Approximative weight : 33kg/m<sup>2</sup>

The cement tile is a handmade tile by our sthilled workers. It has two layers. The top layer, on the visible side is made up of marble, siliceous sand and white cement mixed with colored pigments. The base layer is made up of a mixture of sand and grey cement. The two layers are compressed. No heating is used, the hardening is simply due to the chemical setting of the cement.


JAUNE 4




OCRE JAUNE 24



JAUNE CLAIR 3



BLANC 8




SAUMON 16




VERT KAKI 31



VERT 6




VERT DE GRIS 26




VERT AMANDE 29



VERT MOUSSE 36




MARRON GLACÉ 18




BRUN FONCÉ 19



KAKI BRUN 37




AUBERGINE 14



CAMEL 30




NOIR 9




GRIS ANTHRACITE 32




GRIS FONCÉ 27




GRIS 11



GRIS ANCIEN 12




BLEU PÉTROLE 28




OUTREMER 23




BLEU 7



CELADON 35



BLEU JEAN 34




ROUGE FONCÉ 22



ROUGE 2



ROSE 1






PLAIN TILES PATTERNS

UNIS

FORMAT 10X10

NOIR



GRIS



BLANC



BRUN FONCÉ



MARRON GLACÉ



VERT AMANDE



ROUGE FONCÉ

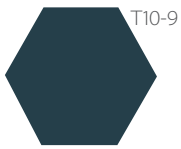


JAUNE

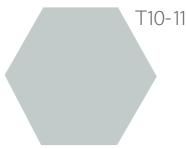


TOMETTES

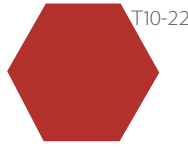
de 10



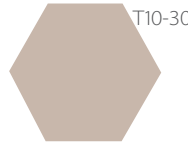
T10-9



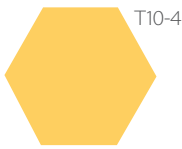
T10-11



T10-22



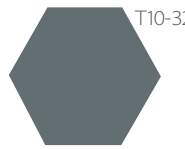
T10-30



T10-4



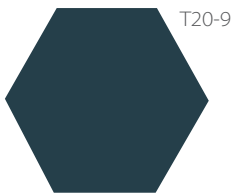
T10-8




T10-32

TOMETTES

de 20




T20-9



T20-11



T20-8



T20-18




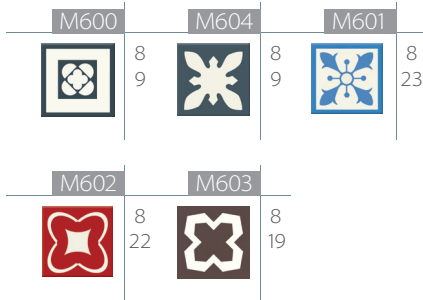
T20-19

CABOCHONS

FORMAT 7x7


OCTOGONE


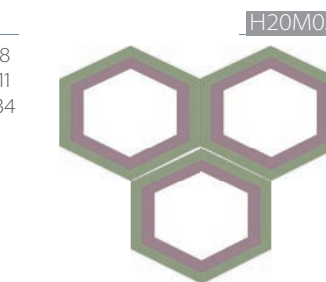
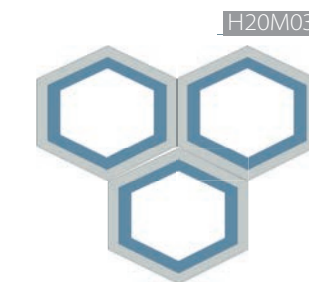
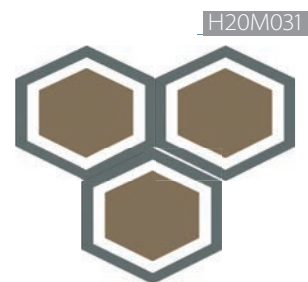
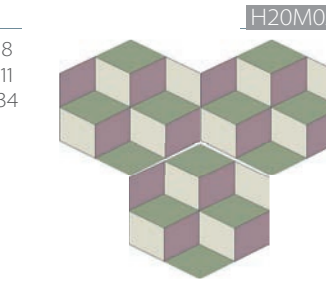



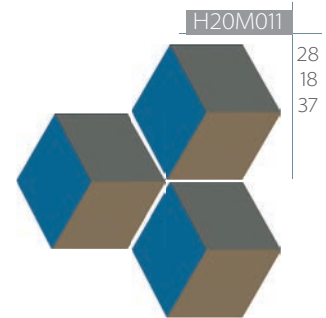


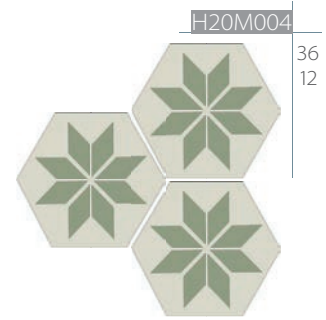
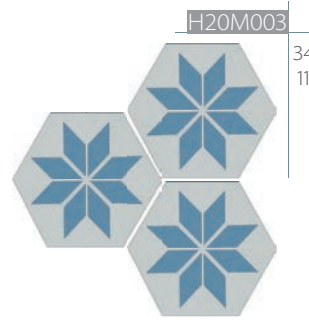
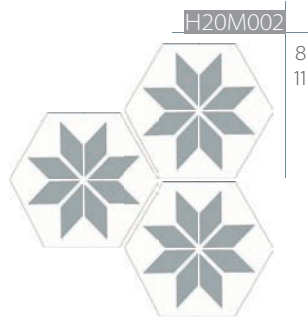

de 20




TENDANCE

FORMAT 20X20



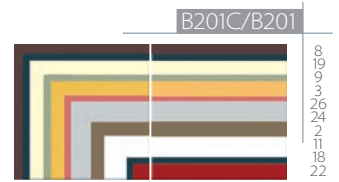





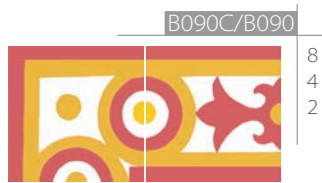
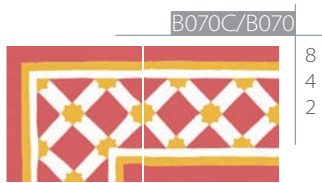
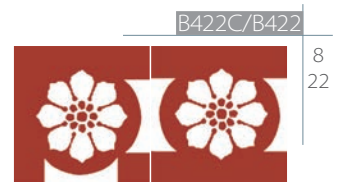
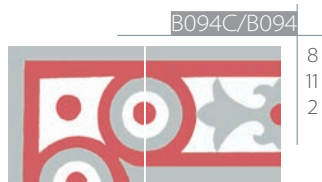
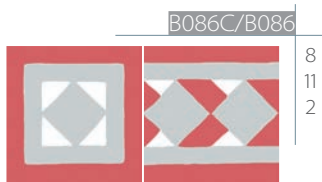

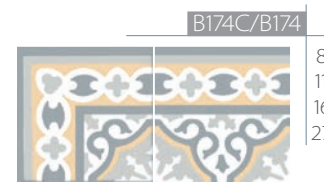
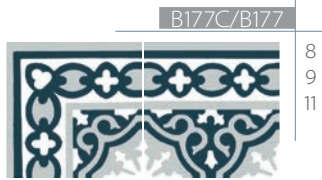
















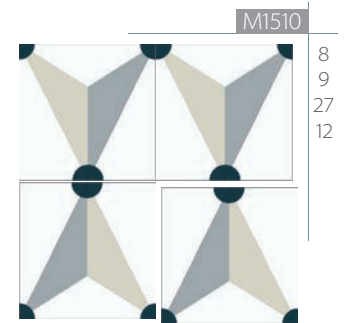


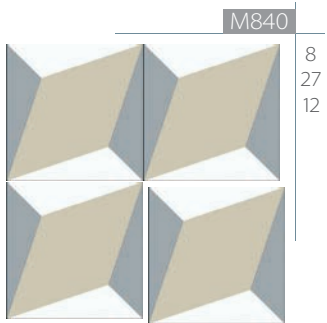

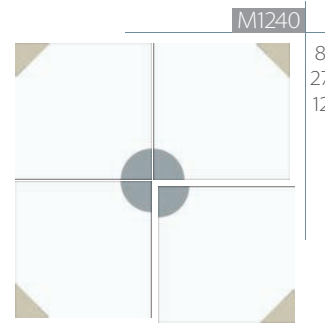
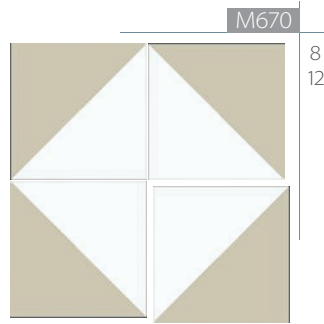
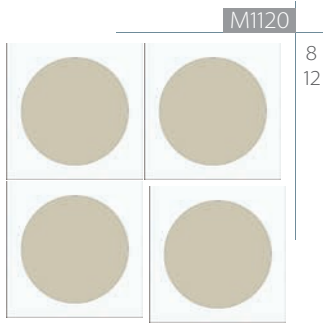



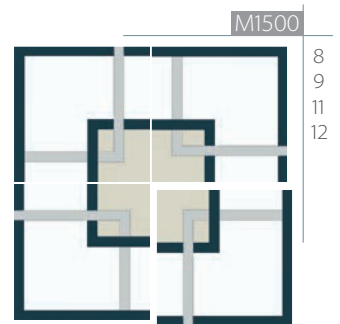

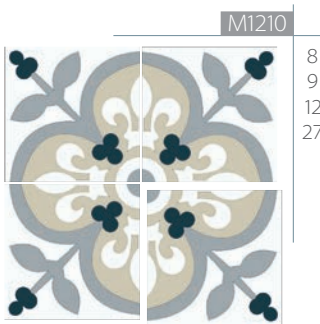
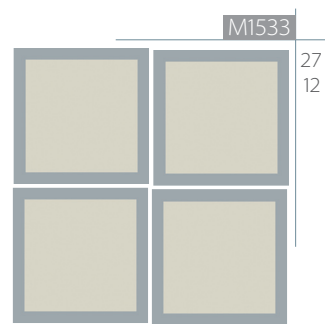
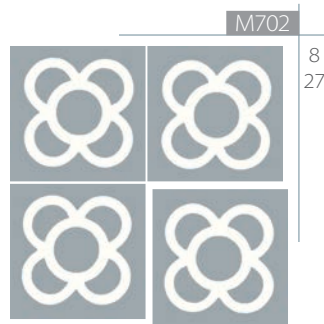
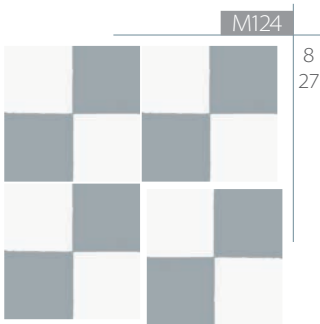

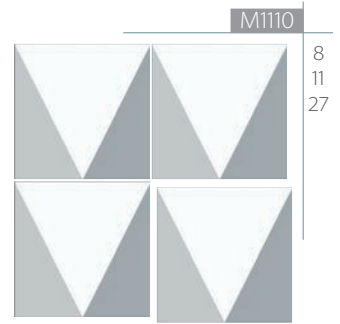


# ANGLES & BORDURES

FORMAT 20X20

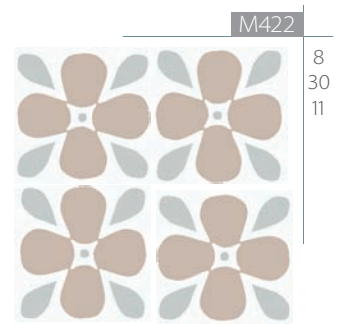


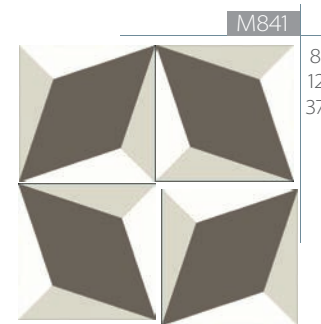


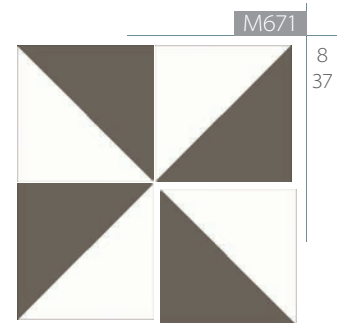
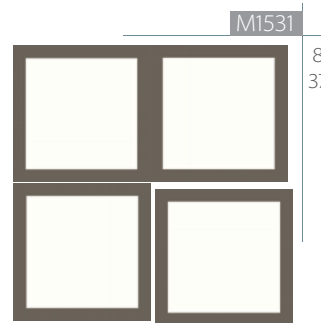
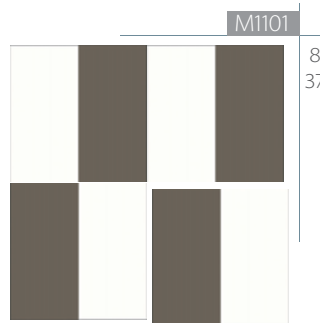
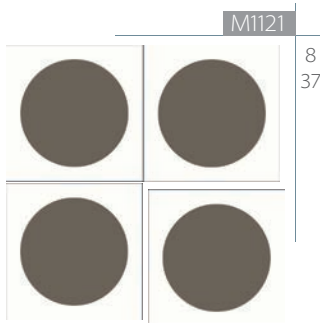






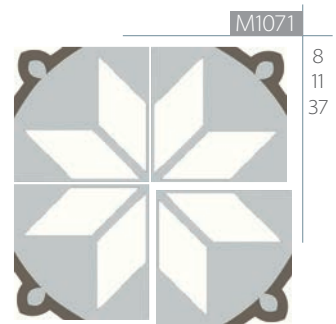

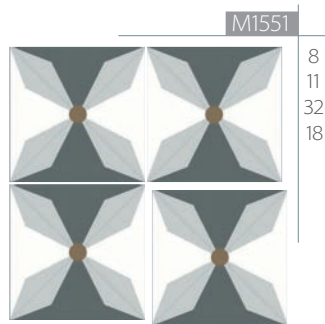
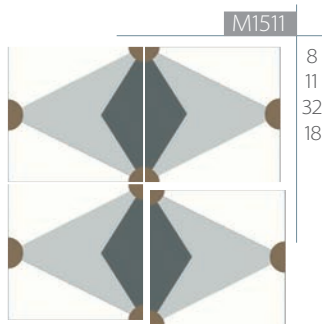





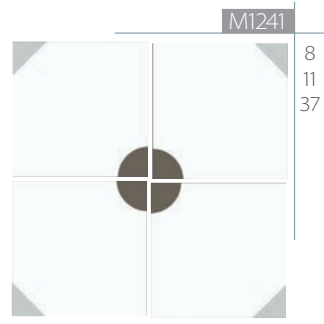









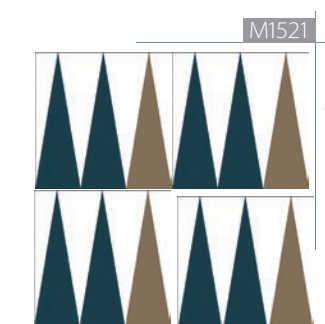


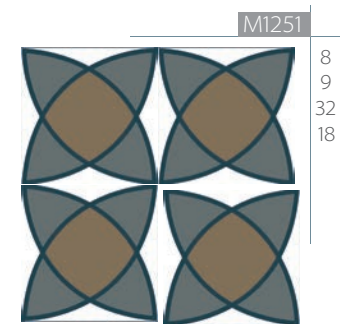
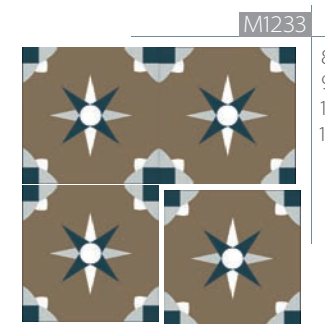
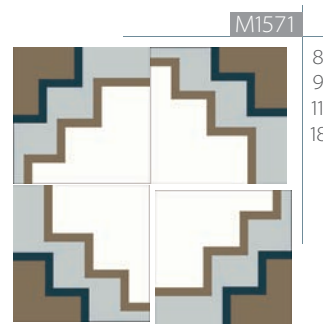


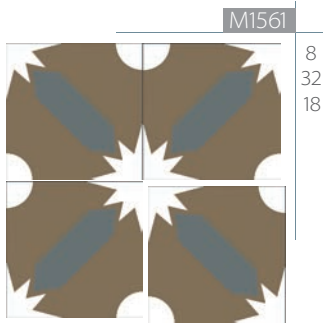


# MOTIFS

FORMAT 20X20







# MOTIFS

FORMAT 20X20




M661

8  
12  
19




M732

8  
9  
12  
36




M751

8  
18




M1070

8  
9  
12




M1540

8  
9  
11




M1200

8  
9  
11



M1250

8  
9  
11  
32




M1180

32  
12  
11




M370

8  
9  
11



M360

8  
9  
11




M520

8  
9  
11



M790

8  
9  
11




M630

8  
9  
11




M037

8  
9  
11



M063


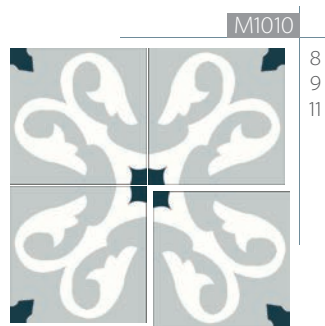

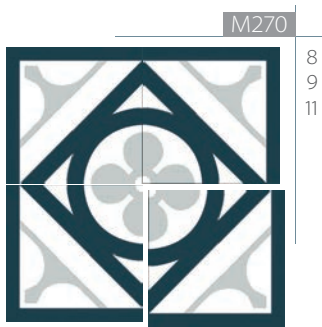





8  
9  
11








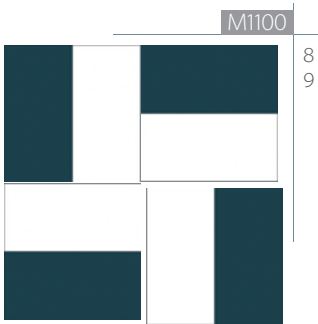




M610





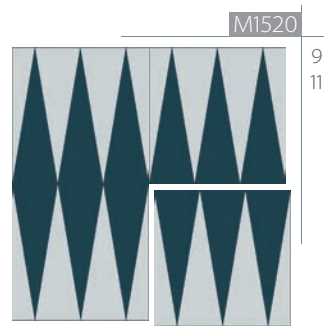
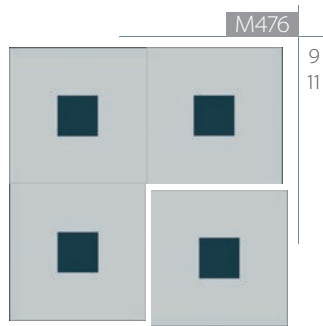





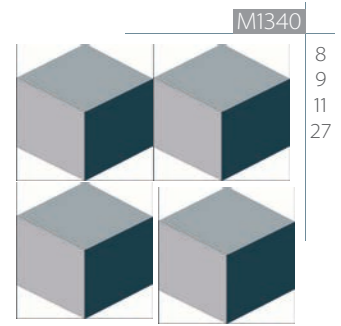

8  
9  
11








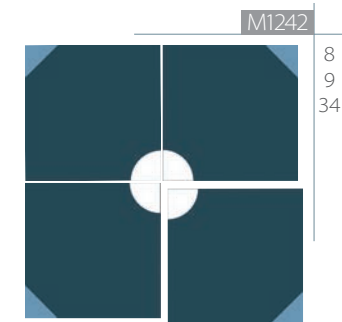



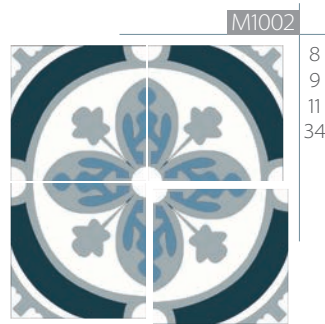
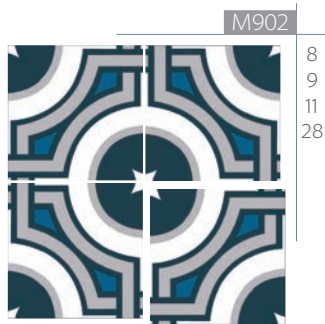




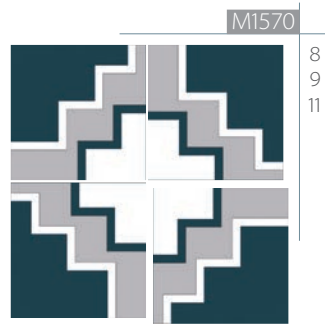










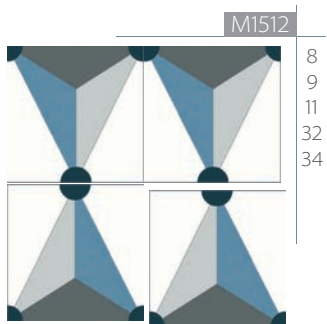

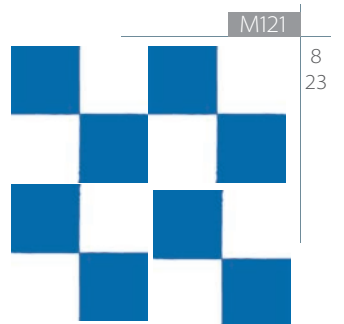

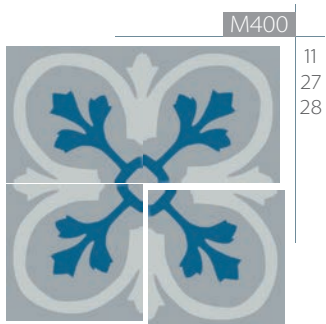

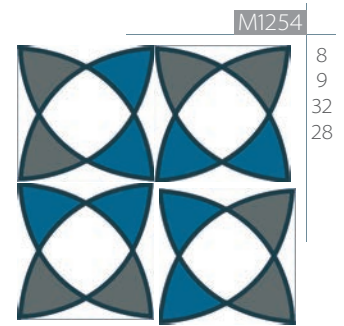
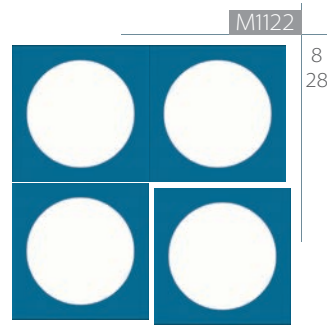
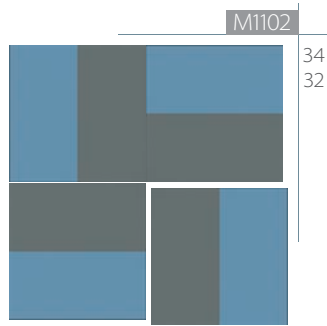
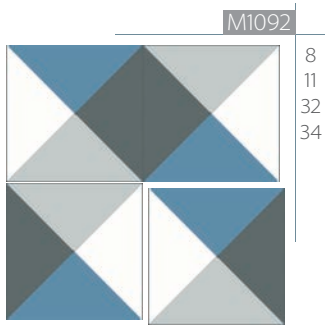




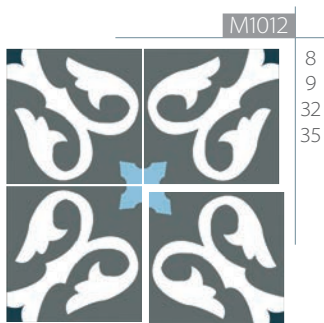






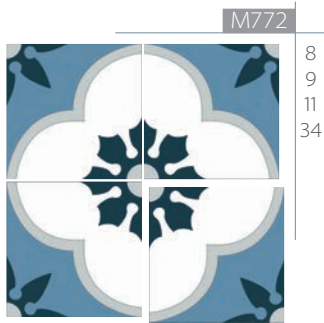
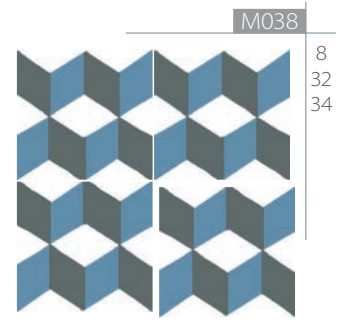
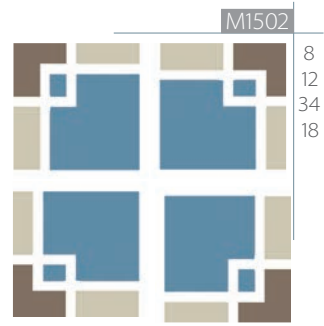
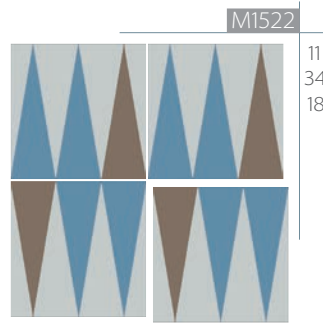
# MOTIFS

FORMAT 20X20




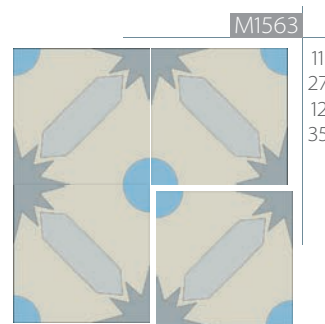

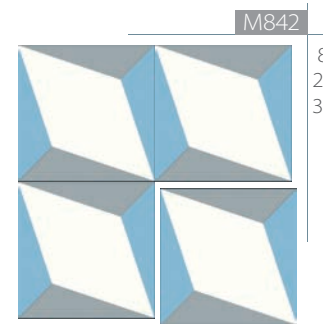
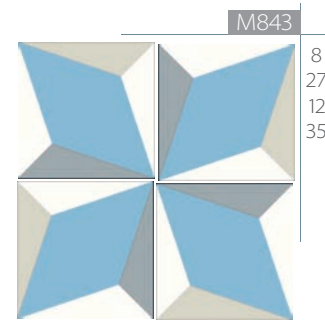




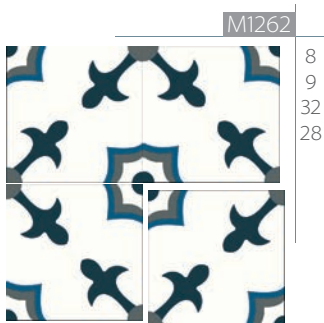






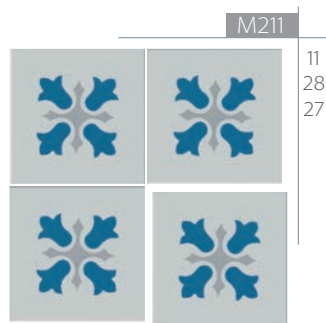
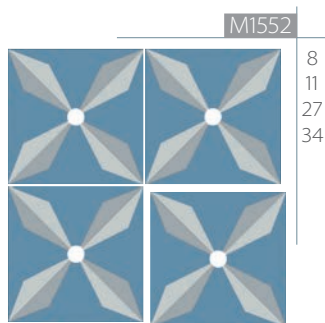
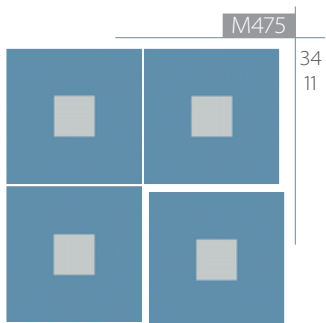
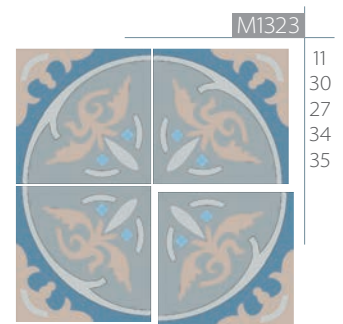

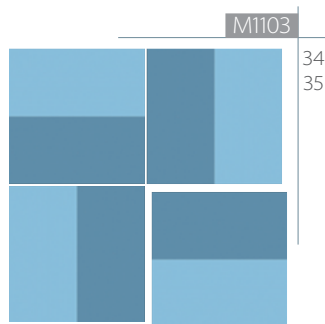

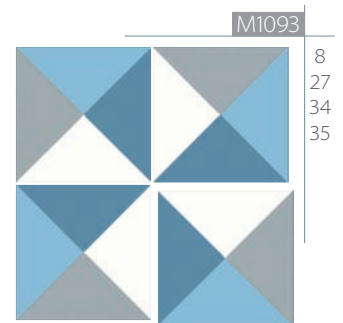
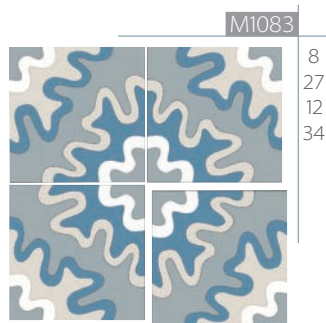
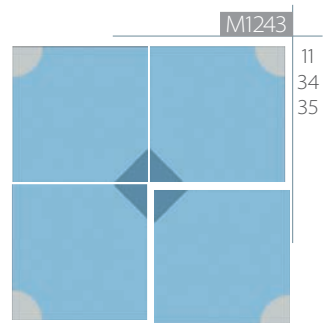
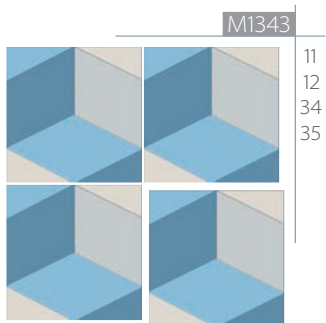
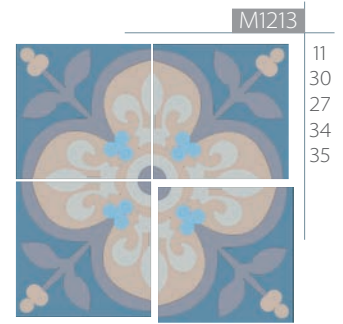
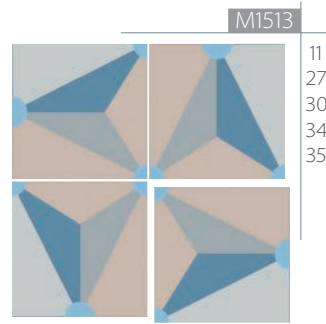
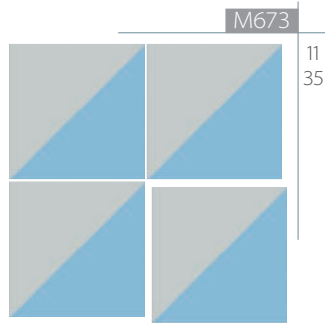






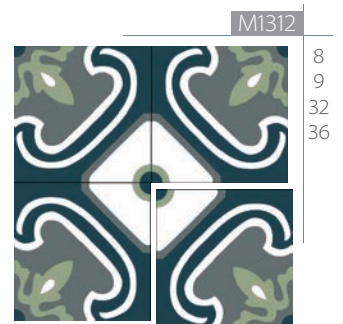




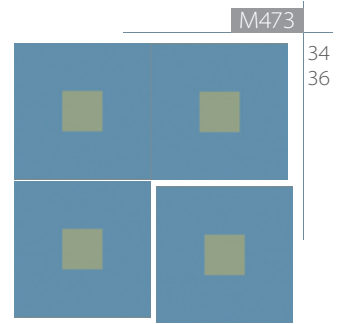
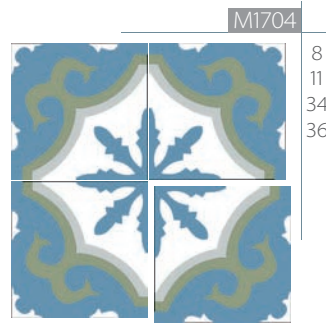

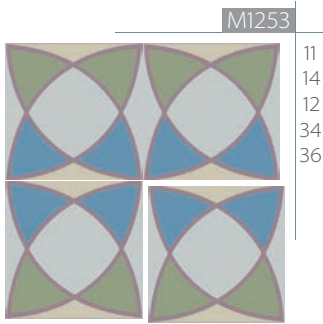








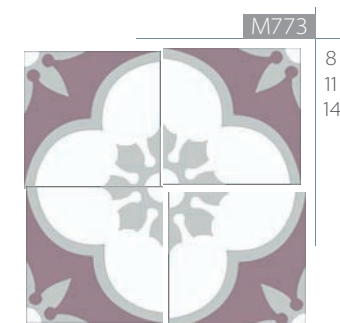


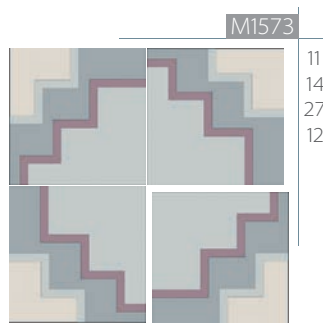
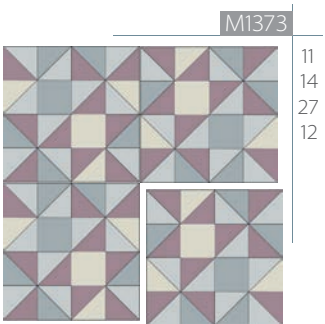
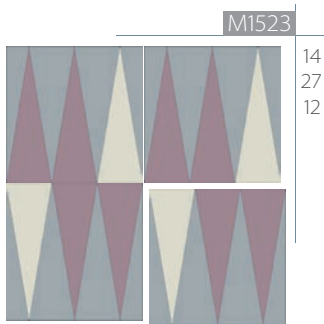





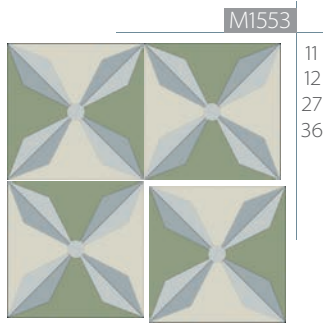







# MOTIFS


FORMAT 20X20






M693

8  
11  
14  
34




M1003

8  
11  
14  
12  
34



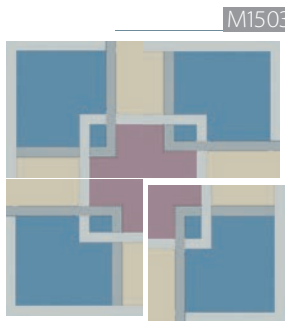
M1033

27  
14  
12  
35



M1113

11  
27  
34



M1503

11  
14  
27  
12  
34



M1413

8  
14  
11  
34



M1223

14  
12  
11  
34  
35



M1353

14  
27  
12  
34  
35



M1393

11  
14  
12  
34



M1333

8  
14  
12  
32  
34




M1363

11  
14  
12  
35



M1203

14  
27  
34  
35  
12  
8



M1153

11  
14  
34



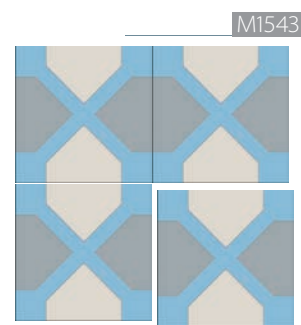
M1263

14  
12  
34  
36




M1273

11  
14  
34  
35



M1543











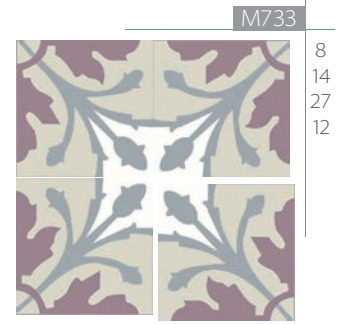
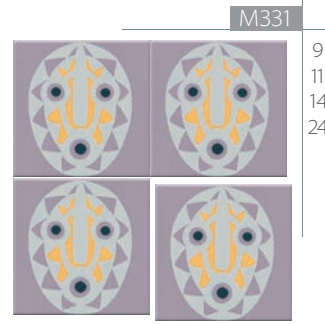

12  
27  
35





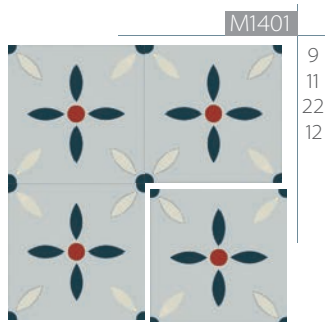




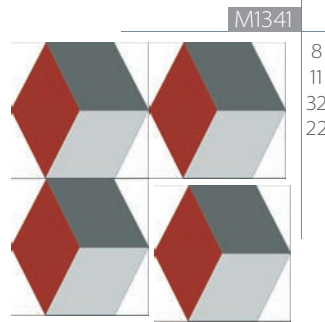





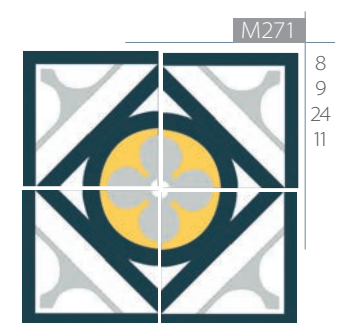

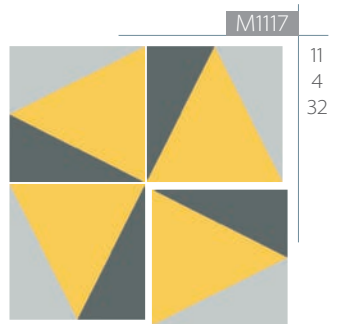
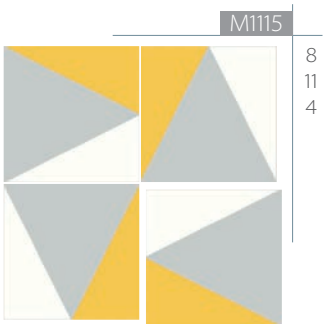
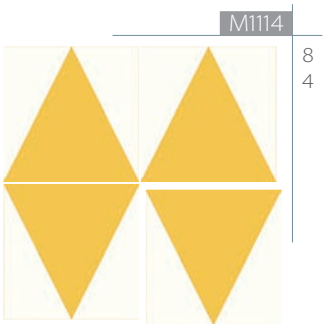

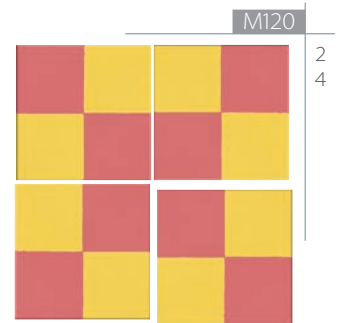

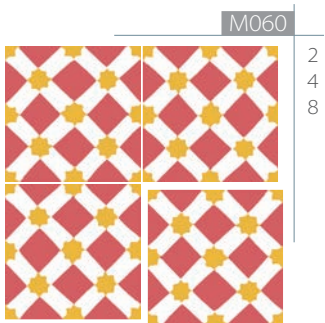


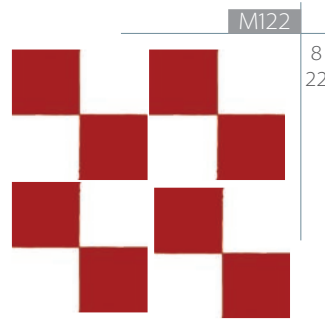
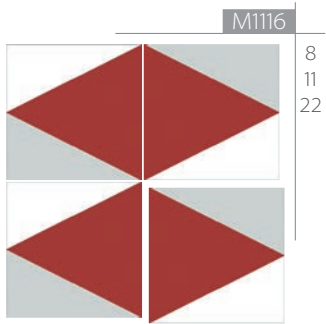
# MOTIFS

FORMAT 20X20










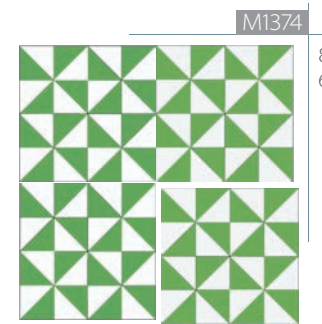


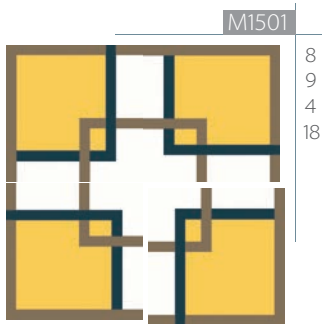
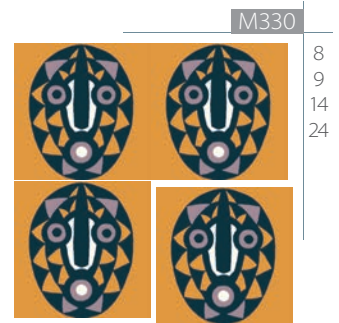
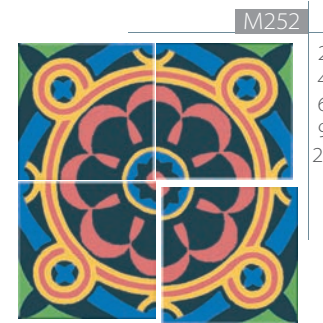


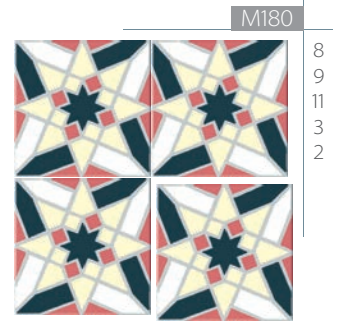

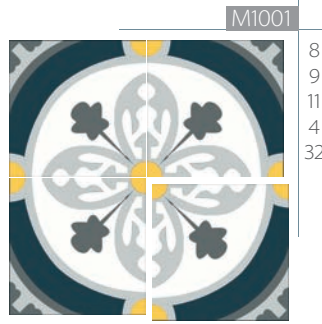







# MOTIFS





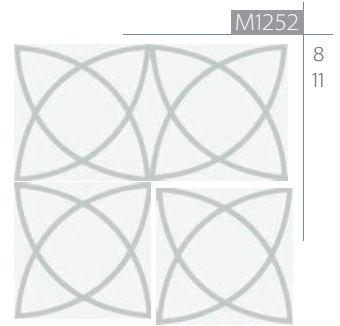





FORMAT 20X20





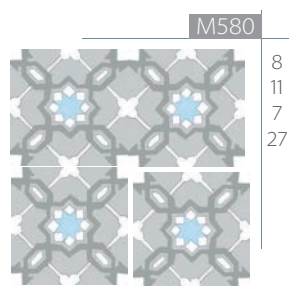



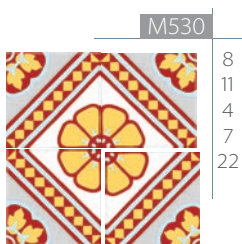
# EXEMPLE RÉÉDITIONS MOTIFS ANCIENS

EXAMPLE OF OLD PATTERNS



FORMAT 14X14

FORMAT 15X15




# HERVÉ DI ROSA

PEINTRE DE LA FIGURATION LIBRE

Hervé Di Rosa est né à Sète en 1959. il entre à l'école nationale supérieure des Arts Décoratifs en 1978. Ses premières œuvres sont publiées dans les magazines français dès 1980. Début d'année 2000, Hervé Di Rosa imagine, stylise et élabore toute une gamme de motifs et frises de carreaux de ciment.

Hervé Di Rosa was born in Sète in 1959. He enters the École Nationale Supérieure des Arts Décoratifs in 1978. His first works are published in french magazines in 1980. In 2000, Hervé Di Rosa conceived and elaborated a range of patterns and friezes for cement tiles.

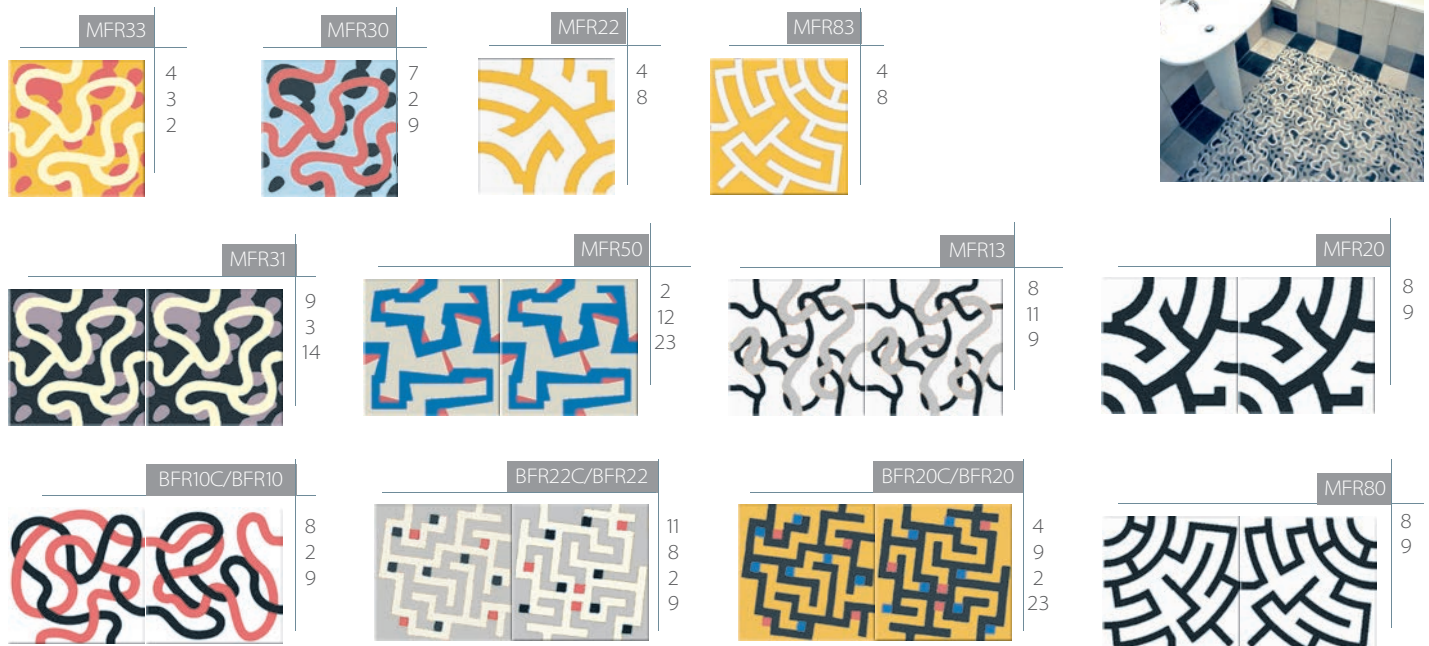



# FRANCE DE RANCHIN

LABYRINTHISTE

Dès sa sortie des Beaux Arts et après quelques expositions, elle destine ses travaux à la presse. Elle invente la dénomination «labyrinthiste». Elle transpose des tableaux célèbres en labyrinthe et expose des Van Gogh labyrinthés, dessine des œuvres qui seront reproduites sur des terrains de plusieurs hectares et réalise des calpinages de granit destinés aux particuliers ou aux collectivités.

When she left the institute of Fine Arts and after a few exhibitions, she oriented her work toward print media. She coined the term «labyrinths» and published famous paintings which she had transposed into a labyrinth. She exhibited Van Gogh labyrinths, she designed works and she also creates works in granite for private and public area.








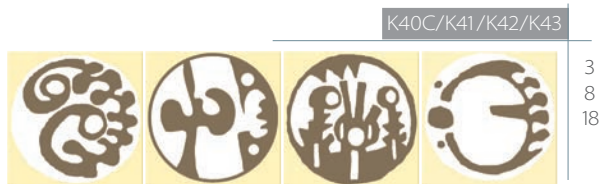

# PHILIPPE SOKAZO

PEINTRE NÉO-POP A DESSINÉ LES INSÉPARABLES

Philippe Sokazo est né en 1962 à Toulouse. Après des études aux Beaux-Art, il décide de faire vivre son Art, et de l'exporter à travers le monde.

Sa peinture, aujourd'hui qualifiée de Néo-Pop, est une organisation iconique des formes, juxtaposées en aplats comme des idéogramme.

Philippe Sokazo was born in 1962 in Toulouse. After studying at the Beaux Arts institute, he decides to travel the world to make his work evolve and exposes. His painting today, qualified of Neo-pop, is an organisation of forms that overwhelms the eyes and the spirit.



# JORDI

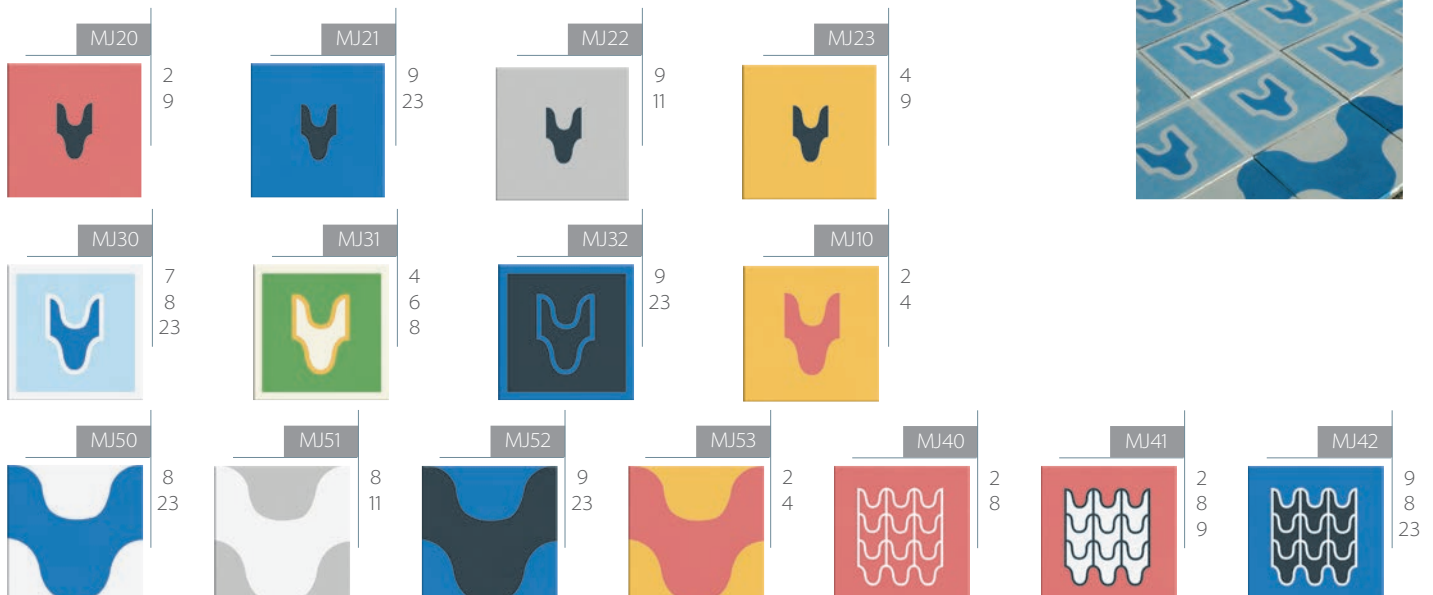
PLASTICIEN MONTPELLIÉRAIN

L'évolution très progressive de mon travail de recherche m'a amené vers un motif, un signe au départ tête de taureau très épurée, sorte d'«archétype», devenu ma signature.

Les thèmes comme les 4 éléments (ciel, air, terre, eau), la nature et l'environnement, sont récurrents dans mes travaux.

The evolutionist view of my investigation gradually brought me to a distinctive feature, a sign (starting from a much expurgated bull-head, a sort of «archetype», transformed into my signature.

The themes of the 4 basic elements (sky/air, earth, water, fire), nature and the environment, are a source of inspiration in my works.

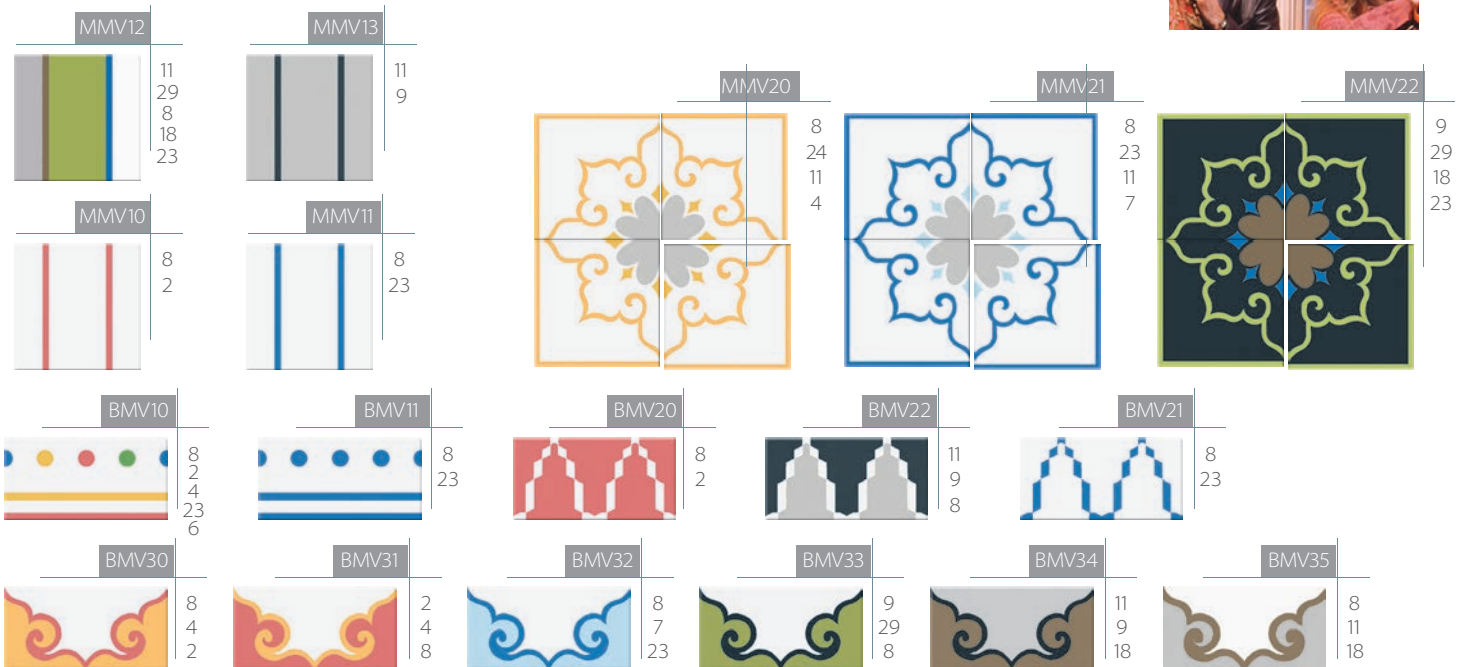


# MARY & VIRVAIRE

CRÉATEURS

Armelle Mary et Thierry Virvaire sont deux créateurs qui associent leur sensibilité pour la création d'objets de décoration et de textile de maison.

Armelle and Thierry are creative designers who combine their respective sensitivities to create decorative objects and textiles for home environments.

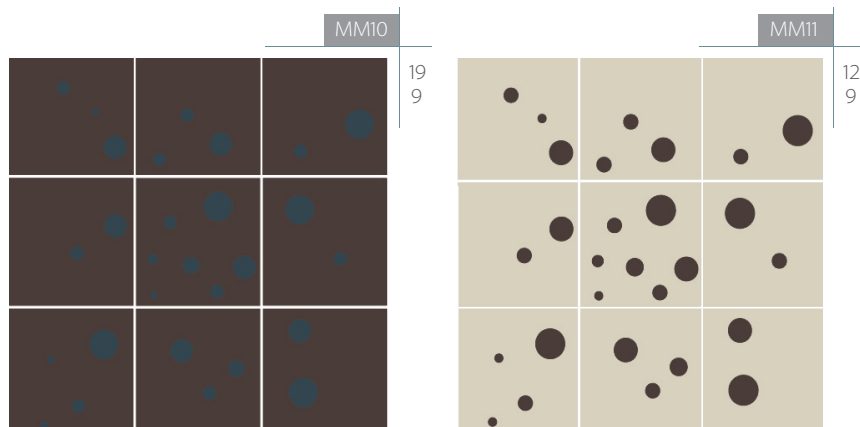


# MOCA EDITION

CRÉATEURS

Moca Edition est un studio de design international qui crée, édite et décore. Fondé par Bertrand Germain et Delphine Laguionie, les maîtres mots de leurs interventions aussi bien sur l'objet que sur l'architecture intérieure sont poésie, sensibilité, simplicité et qualité.

Moca Edition is an international studio of design which creates, edits and decorates. Founded by Bertrand Germain and Delphine Laguionie, their artistic world is based on object as well as on the interior design viewed as poetry, sensibility, simplicity and quality.










# LES JARDINS DE SYLLA

2 CRÉATEURS INTERACTIFS

Sylla se spécialise dans le textile, réalisation de tentures pour de grands hôtels Parisiens, diverses expositions en France et à l'étranger. Alain s'exprime dans l'Art monumental sur papier, bois, verre et toile, expose en France et prépare un cycle d'exposition à Sydney. Recherches graphiques, photographiques et esquisses à «la mine de plomb» font partie de son quotidien.

Sylla is specialised in textile and designs for big hotels in Paris and exposes in France and around the world. Alain is specialised in art based of paper, wood, glass and textiles. She also exposes in France and is preparing an exposition in Sydney. He also works with pictures and drawings made of «la mine de plomb».




# YAYOÏ S-GUNJI

GRAPHISTE ET STYLISTE



Diplômé en 1991 de l'école nationale d'arts plastiques de Nice, Yayoi S-Gunji travaille comme graphiste, styliste et styliste photo. Depuis 1997, elle a formé le projet de donner vie à des objets d'où est né une série de textiles, tee-shirts, faïences et aujourd'hui, carreaux de ciment.

Habiter, habiller, dessiner : de la structure au chatoiement de la vie. Ce qui la passionne est la transformation du dessin jusqu'au résultat final.




In 1991 he graduated from the Ecole Nationale of plastic Art from Nice. She started out working as a graphist, stylist and photographer stylist. Since 1997, she decided to create a series of objects from which emerged t-shirts, various textiles and now the cement tiles. What she loves is to bring life to things, to create from scratch. Drawing, mesuring, organising and moving the elements to create a perfect geometrical figure. If you move one single thing, everything collapses and something new is born.






















## Authenticité

Tous nos carreaux de ciment sont entièrement faits à la main par nos ouvriers-artisans. Le faïencage qui peut apparaître en surface n'a aucun effet sur la durabilité. Les couleurs vert foncé, rouge et bleu foncé sont sensibles au soleil. Le carreau de ciment ne peut pas répondre à des exigences normatives.

## Conseil de pose et traitement

Pour la pose respecter les règles de l'art (ne jamais frapper les carreaux au maillet)

Mélanger les carreaux pour répartir harmonieusement les nuances des carreaux unis (laver les carreaux avec la couleur noir dominante).

- Prévoir 2 cm de réservation pour une pose au sol
- Pose à la colle (double encollage). Ne pas frapper les carreaux avec un maillet noir, niveler par pression en laissant un joint de l'épaisseur de la truelle entre chaque carreau (minimum 1,5 mm). Nettoyer les carreaux au fur et à mesure et laisser sécher minimum 24 h
- Avant de faire les joints, nettoyer le sol des laitances de ciment et autres salissures avec une éponge scotchbrite et une lessive neutre, rincer à l'eau claire.
- Ensuite s'assurer que le sol est propre, sec et exempt d'humidité et de graisse avant d'appliquer la 1<sup>ère</sup> couche de traitement bouche-pores.
- Laisser sécher 24h et remplir les joints en nettoyant au fur et à mesure.

Avant de passer la 2<sup>ème</sup> couche d'imperméabilisant bouche pores, bien nettoyer la surface à l'eau claire, et s'assurer que le sol est bien sec et propre (au minimum 1 journée) et exempt d'humidité.

Une cire lustrant viendra finir de protéger vos sols et murs et fera un bel effet de patine.

## Pour l'entretien

Pour l'entretien quotidien, nous vous conseillons d'utiliser une serpillière humide, non détrempée avec une lessive neutre (ajouter un bouchon de shampoing cirant 2 fois par an pour nourrir votre sol)

## Authenticity

All our cement tiles are handmade by our skilled workers. Sometime on the surface, the eathenwear can appear, but doesn't affect it's durability. Are sensitive to sun, dark green and dark blue colors. Cement tiles cannot meet industrial manufacturing standards.

## Advice on laying cement tiles

For installation follow the rules of art (never hit the tiles with a mallet).

Mix tiles seamlessly distribute the nuances of plain tiles (Wash the tiles with the dominant black color).

- For flooring, allow 2 cm
- Execute a double gluing. Do not hit the tiles with a black mallet, level pressure, leaving a seam thickness of the trowel between each tile (minimum 1,5 mm). Clean the tiles as and measure and let dry for at least 24 hours.
- Before filling joints, clean the floor of cement laitance and other contaminants with a Scotchbrite sponge and neutral detergent, rinse with clear water.
- Then check that the floor is clean, dry and free of moisture and grease before applying the first coat of sealer treatment.
- Let dry for 24 hours and fill the joints and clean as and measurement.


Before placing the second layer of waterproofing sealer, clean the surface with clear water, and check that the floor is dry and clean (at least 1 day) and free of moisture.

Wax polish finish will protect your floors and walls, and will make a lovely patina effect.

## The cleaning

For daily maintenance, we advise you to use a damp mop, not soggy with neutral detergent (add a capful of shampoing waxing 2 times per year to feed your floor).





Galeria Art De Vivre  
Ul. Kopernika 8/18  
00-367 Warszawa  
T:0048 22 692 43 13  
[www.artdevivre.pl](http://www.artdevivre.pl)



creation : kokikodesign.net